

Range Guard® Cylinder Mounting Brackets



Effective: August 2012
B-87-004

FEATURES

- For Use in Range Guard Commercial Cooking Fire Suppression Systems

DESCRIPTION

Badger® Range Guard cylinder and valve assemblies must be mounted in a clean, dry, protected area within the listed system operating temperature range, 0°F to 120°F (-18°C to 49°C). Cylinders must be mounted so as not to be exposed to process or fire temperatures in excess of 120°F (49°C).

There are five (5) mounting brackets available for use with Range Guard RG Series cylinders. Brackets must be mounted vertically with the RG cylinder and valve assembly in the upright position. A shelf bracket is required for use with the RG-6G cylinder and valve assembly. Wall mount brackets are available for use with all other cylinders.

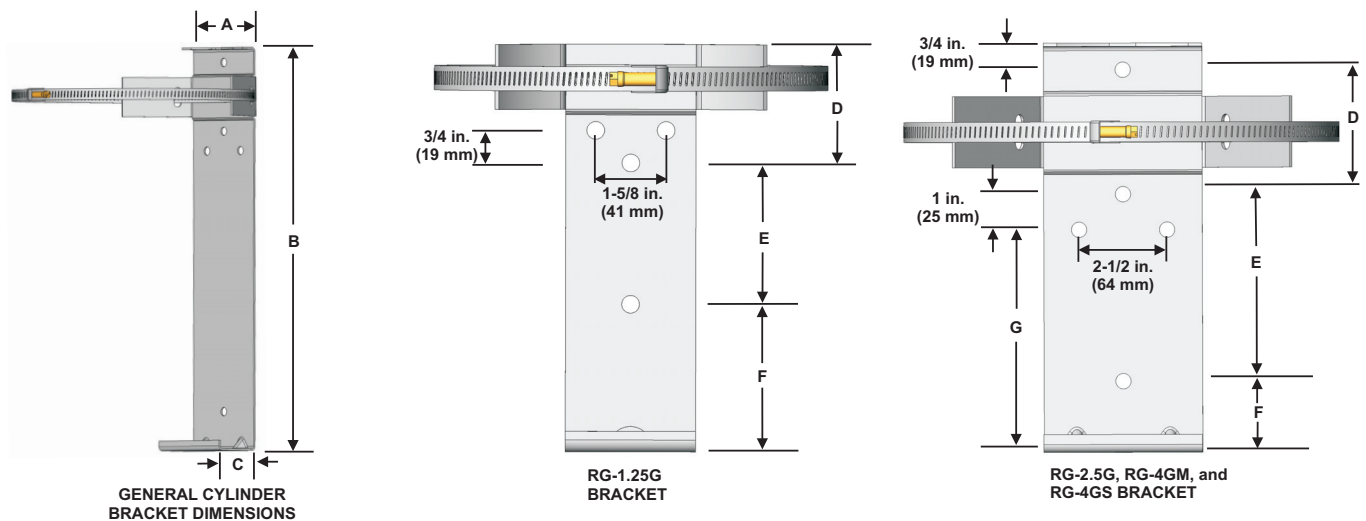


Figure 1. Wall Mount Brackets for RG-125G, RG-2.5G, RG-4GS, RG-4GM

Table 1. Wall Mount Bracket Dimensions and Installation Specifications

Cylinder Model	Bracket P/N	Dimensions							Cylinder Diameter in. (mm)
		A in. (mm)	B in. (mm)	C in. (mm)	D in. (mm)	E in. (mm)	F in. (mm)	G in. (mm)	
RG-1.25G	60-9197430-000	3 (76)	9-3/8 (238)	1-3/8 (35)	2 (51)	3-1/4 (83)	3-3/8 (86 mm)	—	8 (203)
RG-2.5G	60-9197263-000	4-1/2 (114)	12 (305)	2-1/2 (64)	3-1/2 (89)	3-3/4 (95)	3 (76)	5-1/4 (133)	9 (230)
RG-4GS	60-9197414-000	4-1/2 (114)	20-1/2 (521)	2-1/2 (64)	3-1/2 (89)	13-1/4 (337)	2 (51)	11-1/4 (286 mm)	12-1/4 (311)
RG-4GM	60-9197415-000	4-1/2 (114)	11-1/2 (290)	2 (51)	3-1/2 (89)	3-3/4 (95)	4-1/4 (108)	4-1/4 (108)	10 (254)

SHELF BRACKET, P/N 87-100013-001

The shelf bracket is required for use with the RG-6G cylinder and valve assembly (see Figure 2). It can also be used as an alternative to the standard wall mount bracket for the RG-4GM cylinder and valve assembly. The shelf bracket can be used for wall or floor mounting of cylinders.

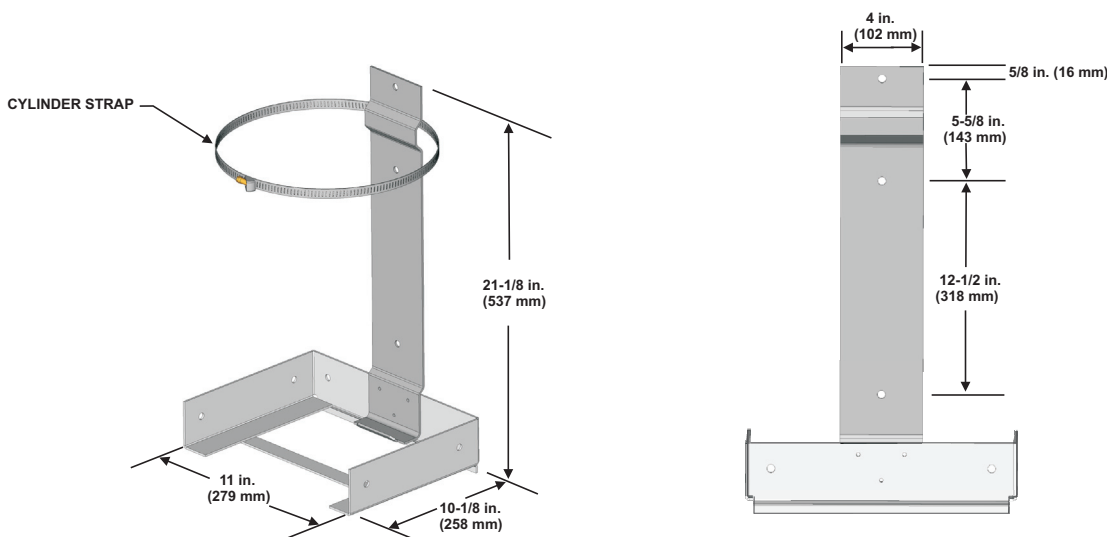


Figure 2. Shelf Bracket for RG-6G and RG-4GM

Table 2. Shelf Bracket Applications

Cylinder Model	Bracket P/N	Cylinder Diameter
RG-6G	87-100013-001	10 in. (254 mm)
RG-4GM		

FLOOR MOUNT BRACKET KIT, P/N 87-100010-001

A floor mount bracket kit is used for mounting the RG-6G or RG-4GM cylinder to the floor (see Figure 3). The shelf bracket, P/N 87-100013-001, must be used in conjunction with the floor mount bracket kit, which prevents direct floor contact with the cylinder to minimize potential damage.

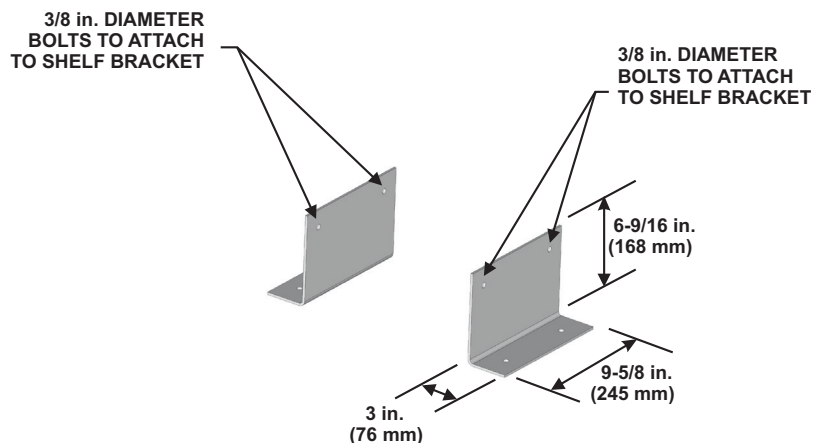


Figure 3. Floor Mount Bracket Kit, P/N 87-100010-001

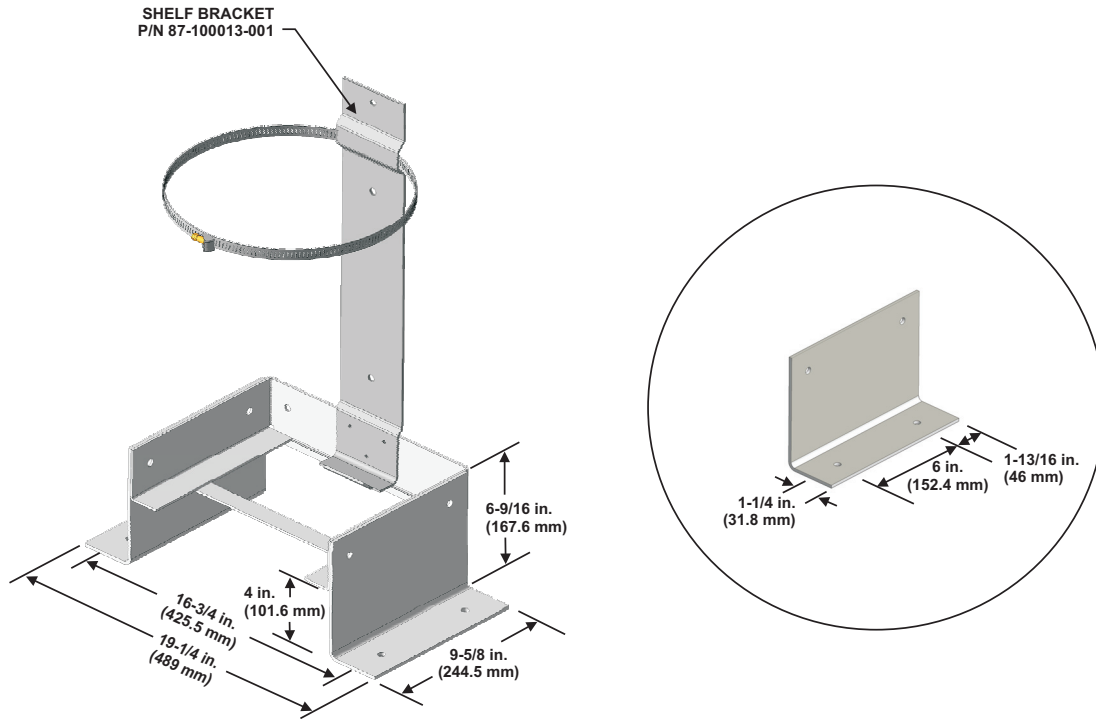


Figure 4. Floor Mount Bracket Kit Attached to Shelf Bracket

Table 3. ORDERING INFORMATION

Description	Part Number
RG-1.25G Wall Mount Bracket	60-9197430-000
RG-2.5G Wall Mount Bracket	60-9197263-000
RG-4GS Wall Mount Bracket	60-9197414-000
RG-4GM Wall Mount Bracket	60-9197415-000
RG-6G and RG-4GM Shelf Bracket	87-100013-001
Floor Mount Kit for use with Shelf Bracket (for RG-6G and RG-4GM)	87-100010-001

Badger is a registered trademark of Kidde-Fenwal, Inc.
Range Guard is a registered trademark of Badger Fire Protection.



This literature is provided for informational purposes only. BADGER FIRE PROTECTION assumes no responsibility for the product's suitability for a particular application. The product must be properly applied to work correctly.

Badger Fire Protection
944 Glenwood Station Lane
Suite 303
Charlottesville, VA 22901
Ph: (434) 964-3200
www.badgerfire.com

Kidde Canada, Inc.
340 Four Valley Drive
Vaughan, Ontario L4K 5Z1
Ph: (905) 695-6060
Toll Free: (800) 565-1976
www.kiddecanada.com