

# SAFETY SAVES THE DAY!

How to be a Fire Safety Hero at home.



# **SAFETY SAVES THE DAY!**

**How to be a Fire Safety Hero at home.**

**This book belongs to:**

---

**Join Kidde on our mission to help families everywhere make fire safety a priority and keep children safe at home. To learn how you can help protect your family and get involved, visit [CauseForAlarm.org](http://CauseForAlarm.org).**





**Home is a place to laugh,  
learn and play...**

**And make the most  
of every day.**





**To help have a home  
as great as can be...**

**Real heroes all learn  
about fire safety.**

**Rule one is big.  
Don't play with flames or with fires...**



**And tell an adult  
when you find matches or lighters.**



**It may seem like you're just having fun...  
But fire can easily hurt someone.**





**That's why having smoke alarms  
is always smart.**

**They beep loud to warn you  
when a fire does start.**



**If you hear beeps that last,  
remember – don't hide.**

**Get out of the house,  
and stay safe outside!**





**Fires can burn fast, so there's no time to wait.  
Follow these tips to make sure you stay safe.**



**To keep under the smoke,  
stay low and don't stand.**

**And check the knob on closed doors  
with the back of your hand.**



If it's hot, you'll have to find  
a new way to go.

A lot of the time,  
that's the nearest window.

**Second-floor rooms should have a  
fire escape ladder around...**

**Just attach to the window, unroll  
and climb down!**







**Once you get outside,  
stay safe and don't roam...**

**Meet family at a special spot  
away from your home.**

**ONE!**



**TWO!**



To make it all easy,  
just remember the “twos”:

Like knowing two ways  
to get out of each room.

**Then practice your plan two days every year...**



**In the day and the night,  
so there's little to fear.**







**Now if there's a fire,  
you won't have to be scared...**

**Because you know that you're ready  
and your family's prepared.**

A vibrant illustration featuring four diverse children of various ethnicities and ages. They are all smiling and holding a large, bright yellow shield that dominates the center of the image. The shield has the words 'FIRE SAFETY HERO' written on it in large, bold, white capital letters with a brown drop shadow. The background is a light green with white brushstroke-like patterns and scattered colorful confetti in shades of red, purple, blue, and yellow. The children are positioned around the shield: a boy with brown hair and a pink shirt at the top left, a girl with dark skin and braided hair with green headbands at the top right, a girl with blonde pigtails and a blue shirt at the bottom left, and a boy with black hair and glasses at the bottom right.

# **FIRE SAFETY HERO**

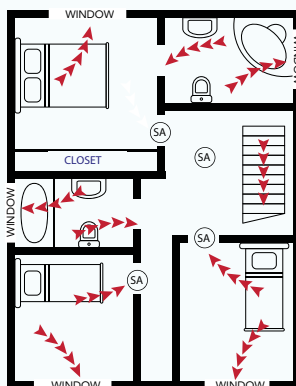
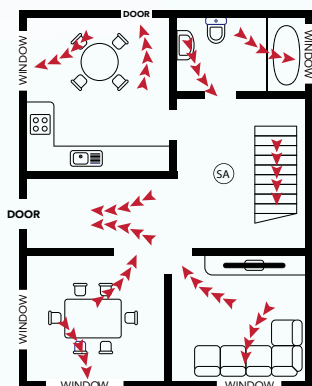
**And since your knowledge  
of fire safety just grew...**

**Guess what? Now you're  
a Fire Safety Hero, too!**



# HOW TO MAKE A HOME FIRE SAFETY PLAN

- ☐ Draw a map of your home. Show all doors and windows.
- ☐ Visit each room. Find two ways out.
- ☐ All windows and doors should open easily. You should be able to use them to get outside.
- ☐ Make sure your home has smoke alarms. Push the test button to make sure each alarm is working.
- ☐ Pick a meeting place outside. It should be in front of your home. Everyone will meet at the meeting place.
- ☐ Make sure your house or building number can be seen from the street.
- ☐ Talk about your plan with everyone in your home.
- ☐ Make sure everyone in your home knows how to dial 911 or your local emergency number.
- ☐ Practice your home fire drill!
- ☐ Make your own home fire escape plan using the grid provided.



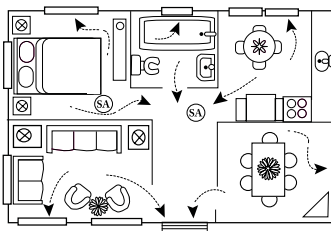


# HOW TO MAKE A HOME SAFETY PLAN





## DRAW A FLOOR PLAN OR A MAP OF YOUR HOME.

- Show all doors and windows.
- Mark two ways out of each room.
- Mark all of the smoke alarms with SA. Smoke alarms should be in each sleeping room, outside each sleeping area, and on every level of the home.
- Pick a family meeting place outside where everyone can meet.
- Remember, practice your plan at least twice a year!



Meeting Place





# FIRE SAFETY WORD SEARCH



Q B E H A L A R M W  
M E T P Y K X G G Y  
O E N R Z O A R J U  
U P E S C A P E E K  
T S Y K D Q C I X Y  
S D D B X R V P I F  
I S A F E T Y P T I  
D B S M O K E L C R  
E O V G Z F M A I E  
L A D D E R N N V H

Alarm  
Fire  
Smoke  
Outside

Exit  
Plan  
Safety

Beeps  
Escape  
Ladder









# A SONG ABOUT SAFETY!

Did you know that Kidde also created a special song to help educate kids and families on how to get to safety when there's a fire?

To listen and find more fire safety educational materials,  
visit [Causeforalarm.org](https://Causeforalarm.org) or scan the code!



